



District Report Card: 2017


State: Punjab	District: Ludhiana
Class: 3	Subject: Language
Schools: 60	Students: 1005


Participation/Coverage


Students

<div>GENDER</div> <div></div>	Boys				Girls			
	Number		%		Number		%	
	531		52.84		474		47.16	

<div>AREA</div> <div></div>	Rural				Urban			
	Number		%		Number		%	
	810		80.60		195		19.40	

<div>CATEGORY</div> <div></div>	SC		ST		OBC		GEN	
	Number	%	Number	%	Number	%	Number	%
	619	61.59	1	0.10	116	11.54	269	26.77

<div>CWSN</div> <div></div>	LD	VI	HI	S&LD	ID	Oth
	8	3	1	3	6	11

<div>Management</div> <div></div>	Government			Government-aided		
	Number		%	Number		%
	955		95.02	50		4.98

Average Performance of Students in Language (%)

Overall	Gender		Area		Management		Social Group			
	Male	Female	Rural	Urban	Govt.	Aided	SC	ST	OBC	GEN
52.56	51.31	53.97	53.45	48.89	52.68	50.40	51.10	0.00	51.78	56.46

Performance on Learning Outcomes (LOs)

Learning Outcomes	Description	Average Performance(%)
L304	Reads small texts with comprehension i.e., identifies main ideas, details, sequence and draws conclusions	54.04
L312	Reads printed scripts on the classroom walls: poems, posters, charts etc.	49.61

Range of Performance of Students who Answered Correctly							
Below 30%		30% - 50%		50% - 75%		Above 75%	
Number	%	Number	%	Number	%	Number	%
237	23.58	213	21.19	278	27.66	277	27.56

Lowest Performing Learning Outcomes (LOs)

1 - Reads printed scripts on the classroom walls: poems, posters, charts etc. (49.61)

2 - Reads small texts with comprehension i.e., identifies main ideas, details, sequence and draws conclusions (54.04)